




BUTTERWICK



Learning Pack



Foundation Stage

It is important that children aim to complete as much of the work set for them as possible.

Reading

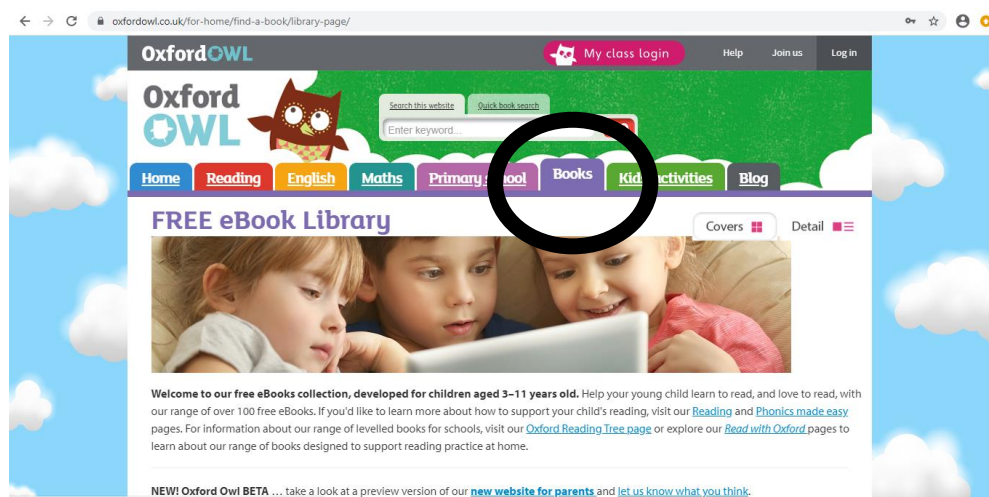
Get hooked in a book and read for a minimum of 20 minutes a day.

Remember that we are still taking part in the Share a Million Stories; every time you share a story with an adult, sibling, pet or teddy, colour in one step on your record sheet! Keep these figures up-to-date and they will be collected in when you return to school.

If you have access to an iPad or laptop at home, why not explore some online books – they're absolutely free!

There are two websites that can be used...

Oxford Owl



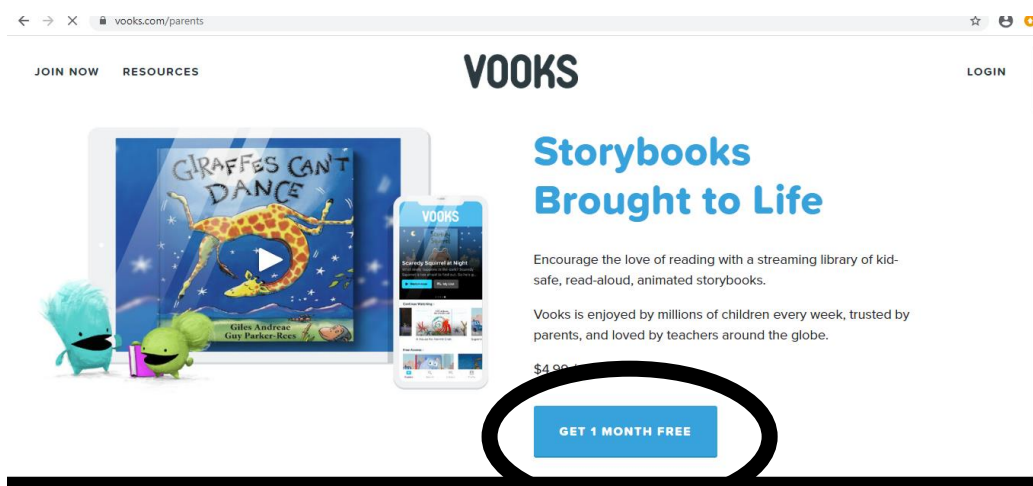
Vooks

The school have been contacted by this company in preparation to temporary school closures and have issued the following message to your parents and carers...

Vooks is a great resource to use in the home with your children. Vooks is a streaming library of ad-free, kid-safe animated read-aloud storybooks, trusted by teachers and enjoyed by millions of children around the world every week. It is an entire library of storybooks, brought to life, to help encourage the love of reading. You can sign up for Vooks and use the take-home resources to help keep your children reading 20 minutes a day during these extraordinary times.

Sign Up Link:

www.vooks.com/parent-resources



Maths

- Please practise counting forwards and backwards to 20 and beyond if you can.
- Use objects at home like toys, cars, teddies, raisins etc to do simple addition and subtraction.
- You could begin to use coins like 1ps and 2ps to do some simple shopping activities. E.g pay for pretend items in a pretend shop. How many pennies do I need to pay for this ball that costs 7p?
- Ordering objects by size (biggest to smallest) like teddy bears, dollies, boxes.
- Ordering objects by size (tallest to shortest) like Lego blocks (stood up off the floor or table) or people in your family.

English

Please complete the following activities:

- Choose your favourite book and draw a picture of it. Write a word, caption or sentence to label your picture.
- For those children who have visited the lambs they may be able to write about this too. Sound-talk words by putting fingers up to count the sounds, e.g l....a....m....s (lambs). It does not matter if the spellings are not fully correct. At this stage, it is what the child can hear when they say the word out loud that matters.

Topic – People Who Help Us

The children could draw a picture of different people who help us and label their picture. They could look at online pictures and books about these people. They could write a list of all the people at school who help them and what their jobs are. I wonder if they know who our caretaker (Mr. Wallsgrave) is or who the cook (Mrs. Tomlin) is in school.

Science

Please complete the following tasks:

- Talk with your child about the seasons. Which is their favourite season and why?
- Spring- Why are baby animals born in Spring? What else happens in the Springtime?
- Note the kind of weather we have in different seasons.