







BUTTERWICK



Learning Pack Year 5



Please remember, any online activities that have been set will be checked DAILY by teachers. We have ensured all children have been sent all passwords required. It is important that children aim to complete as much of the work set for them as possible.

Reading

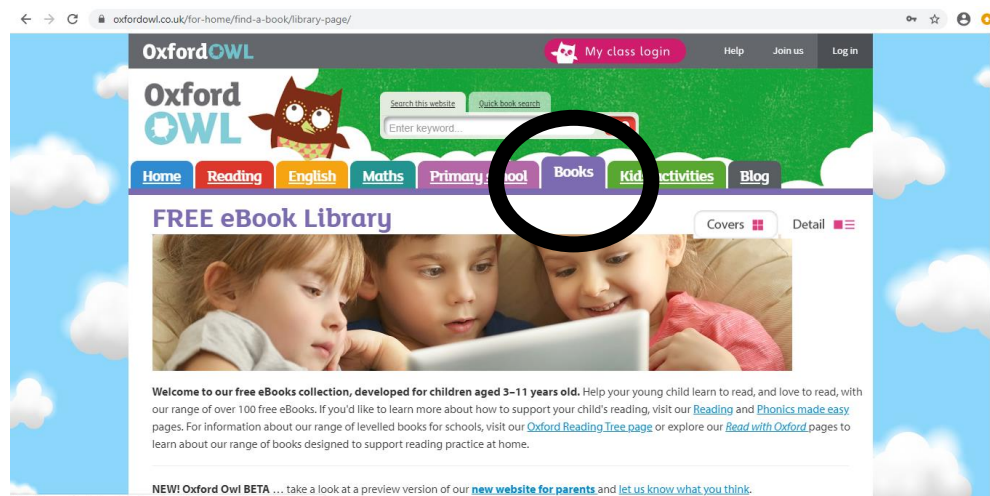
Get hooked in a book and read for a minimum of 20 minutes a day.

Remember that we are still taking part in the Share a Million Stories; every time you share a story with an adult, sibling, pet or teddy, colour in one step on your record sheet! Keep these figures up-to-date and they will be collected in when you return to school.

If you have access to an ipad or laptop at home, why not explore some online books – they're absolutely free!

There are two websites that can be used...

Oxford Owl



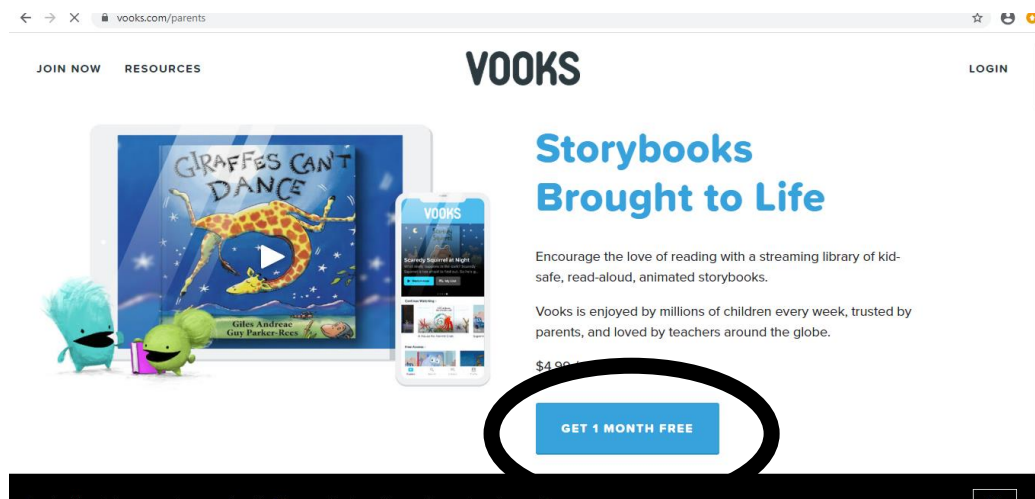
Vooks

The school have been contacted by this company in preparation for temporary school closures and have issued the following message to your parents and carers...

Vooks is a great resource to use in the home with your children. Vooks is a streaming library of ad-free, kid-safe animated read-aloud storybooks, trusted by teachers and enjoyed by millions of children around the world every week. It is an entire library of storybooks, brought to life, to help encourage the love of reading. You can sign up for Vooks and use the take-home resources to help keep your children reading 20 minutes a day during these extraordinary times.

Sign Up Link:

www.vooks.com/parent-resources



Maths

Please log in and use Rockstars EVERY day for a minimum of 20 minutes.

Also please log in and use Manga High for 30 minutes at least twice a week.

Create a Year 5 revision poster which can inform the year 4s of what they can expect next year. Try to include as many areas of your learning so far this year as possible. It must explain what to do and give examples of how to do it. This consolidates and shows us your current understanding. Include a minimum of 6 things from the list below (you can include more if you wish)..

- Fractions – adding/subtracting (multiplying/dividing), how to order fractions; how to change the denominators/how to simplify fractions; finding fractions of amounts
- Converting between improper fractions and mixed numbers
- Addition and Subtraction
- Long division and long multiplication
- Angles – identifying types of angles, measuring angles, drawing accurate angles, finding missing angles
- Translating – shapes and on a grid
- Decimals – reading and writing decimals as fractions, rounding decimals to whole numbers
- Multiplying and dividing numbers by 10,100 and 1,000
- Converting between fractions, decimals and percentages, e.g. $\frac{1}{2} = 50\% = 0.5$
- Conversions of units of measure, e.g. changing grams to kilograms; how many cm in a m; mm in a cm etc.
- 3D Shapes – properties eg edges, faces, vertices; parallel and perpendicular edges/faces

SPAG

Log in to spag.com at least three times a week and complete the activities set by your teacher.

Topic - Maya

We have been looking at the Maya civilization in our history lessons. Your task is to research the following areas

- The number system
- Maya writing
- Gods and religion
- Food

You may choose how to present and display your findings, such as powerpoint/artwork/models/poster

Our next topic will be WW2: Farming in the local area. We understand at this time, exploring our local area is unrealistic. However if children are able to get in touch with relatives or family friends through email, post or phone, who may have experienced local life during the war, this would be invaluable.

Science

Our current science topic is light, these are the targets that children should achieve:

- recognise that light appears to travel in straight lines
- use the idea that light travels in straight lines to explain that objects are seen because they give out or reflect light into the eye
- explain that we see things because light travels from light sources to our eyes or from light sources to objects and then to our eyes
- use the idea that light travels in straight lines to explain why shadows have the same shape as the objects that cast them.

We have already performed investigations to help children understand that light travels in straight lines. Please could children produce two posters; one showing how light travels from a light source to an object and reflects to our eyes and one to show how shadows are created.

Our next science topic is evolution and inheritance, the targets for this topic are to:

- recognise that living things have changed over time and that fossils provide information about living things that inhabited the Earth millions of years ago
- recognise that living things produce offspring of the same kind, but normally offspring vary and are not identical to their parents
- identify how animals and plants are adapted to suit their environment in different ways and that adaptation may lead to evolution

Here is a link to the unit pack on Twinkl, which has lots of resources that can be used for understanding this topic:

<https://www.twinkl.co.uk/resource/tp2-s-121-new-planit-science-year-6-evolution-and-inheritance-unit-pack>

SEE-SAW

If you have anything to share about your learning, use the see-saw app that we have been using in class so that your teacher can see what you have been getting up to. The app will also be used to send announcements to you if necessary.